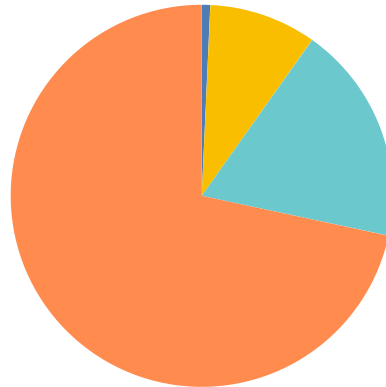


Q1 How would you rate your overall experience at the 2020 Runner's Den Pancake Run presented by IHOP?

Answered: 275 Skipped: 0

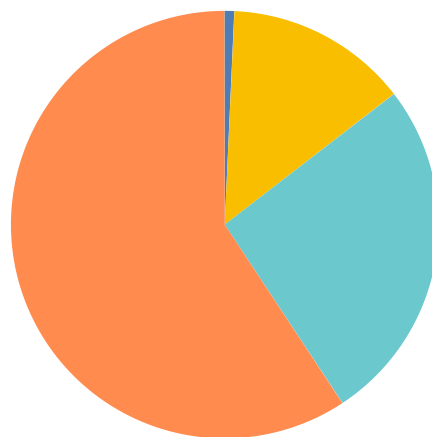


■ Unsatisfied
 ■ Somewhat Satisfied
 ■ Satisfied
 ■ More Than Satisfied
 ■ Very Satisfied

	UNSATISFIED	SOMEWHAT SATISFIED	SATISFIED	MORE THAN SATISFIED	VERY SATISFIED	TOTAL	WEIGHTED AVERAGE
(no label)	0.00% 0	0.73% 2	9.09% 25	18.55% 51	71.64% 197	275	4.61

Q2 How would you rate the event website (www.runnersdenpancakerun.com) in terms of usability and substance?

Answered: 275 Skipped: 0

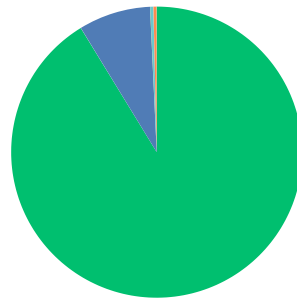


■ Unsatisfactory
 ■ Below Average
 ■ Average
 ■ Above average
 ■ Excellent

	UNSATISFACTORY	BELOW AVERAGE	AVERAGE	ABOVE AVERAGE	EXCELLENT	TOTAL	WEIGHTED AVERAGE
Satisfaction Level	0.00% 0	0.73% 2	13.82% 38	26.18% 72	59.27% 163	275	4.44

Q3 Your thoughts about the pre-event information/emails you were sent prior to the race?

Answered: 275 Skipped: 0

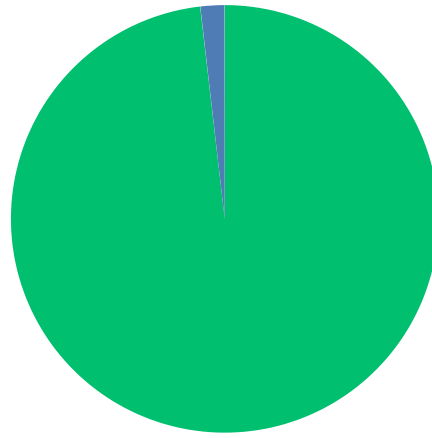


- They provided ALL of the information I needed
- They provided MOST of the information I needed
- They lacked details and could have been more complete
- Didn't read them
- Didn't receive them

ANSWER CHOICES	RESPONSES	
They provided ALL of the information I needed	91.27%	251
They provided MOST of the information I needed	8.00%	22
They lacked details and could have been more complete	0.00%	0
Didn't read them	0.36%	1
Didn't receive them	0.36%	1
TOTAL		275

Q4 Were race day activities organized/efficient and information readily available?

Answered: 275 Skipped: 0

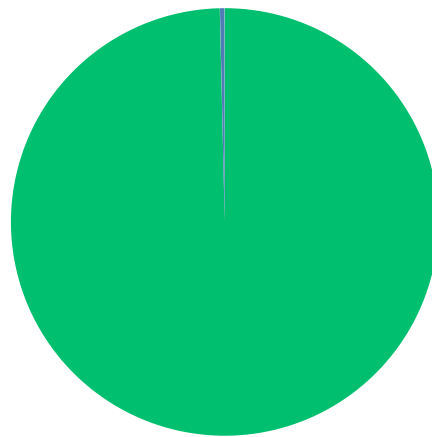


Yes No

ANSWER CHOICES	RESPONSES	
Yes	98.18%	270
No	1.82%	5
TOTAL		275

Q5 During the race, were the aid stations adequately staffed and supplied and the course well marked and managed?

Answered: 275 Skipped: 0

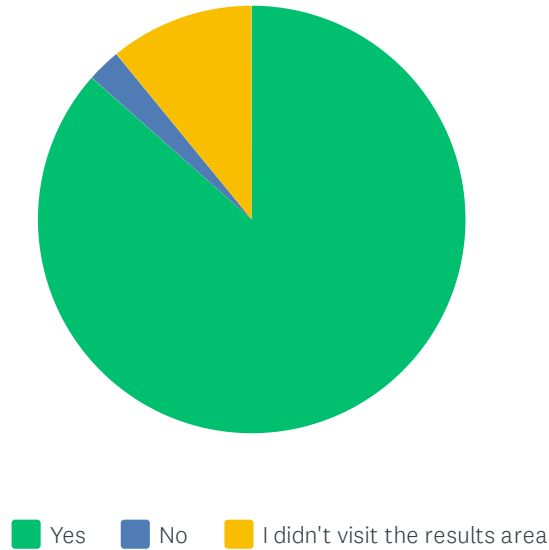


Yes No

ANSWER CHOICES	RESPONSES	
Yes	99.64%	274
No	0.36%	1
TOTAL		275

Q6 Were you satisfied with the method the results/times were made available?

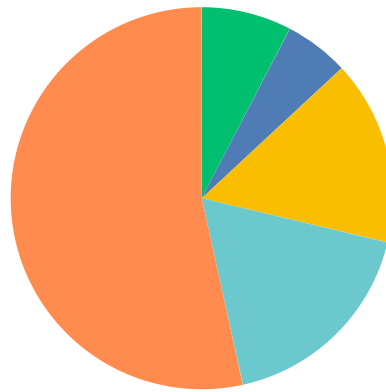
Answered: 275 Skipped: 0



ANSWER CHOICES	RESPONSES	
Yes	86.55%	238
No	2.55%	7
I didn't visit the results area	10.91%	30
TOTAL		275

Q7 What was your level of satisfaction with the complimentary pancake breakfast that IHOP provided for all entrants?

Answered: 275 Skipped: 0

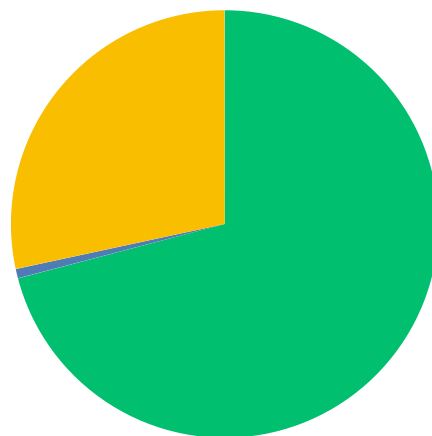


■ Unsatisfied
 ■ Somewhat Satisfied
 ■ Satisfied
 ■ More Than Satisfied
■ Very Satisfied

	UNSATISFIED	SOMEWHAT SATISFIED	SATISFIED	MORE THAN SATISFIED	VERY SATISFIED	TOTAL	WEIGHTED AVERAGE
(no label)	7.64% 21	5.45% 15	15.64% 43	17.82% 49	53.45% 147	275	4.04

Q8 Was the Raffle administered and fulfilled according to pre-race representations?

Answered: 275 Skipped: 0

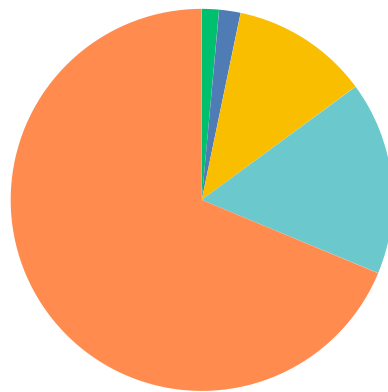


■ Yes
 ■ No
 ■ What Raffle?

ANSWER CHOICES	RESPONSES
Yes	70.91% 195
No	0.73% 2
What Raffle?	28.36% 78
TOTAL	275

Q9 How satisfied were you with the Finisher's Medal you received?

Answered: 275 Skipped: 0

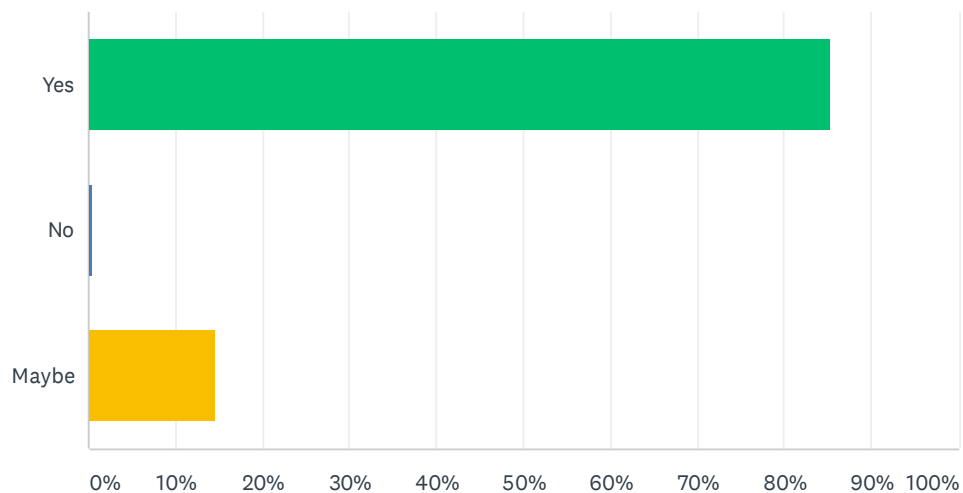


■ Unsatisfied
 ■ Somewhat satisfied
 ■ Satisfied
 ■ More than satisfied
 ■ Very Satisfied

	UNSATISFIED	SOMEWHAT SATISFIED	SATISFIED	MORE THAN SATISFIED	VERY SATISFIED	TOTAL	WEIGHTED AVERAGE
(no label)	1.45% 4	1.82% 5	11.64% 32	16.36% 45	68.73% 189	275	4.49

Q10 Will you participate next year in our 43rd annual event?

Answered: 275 Skipped: 0



ANSWER CHOICES	RESPONSES	
Yes	85.45%	235
No	0.36%	1
Maybe	14.55%	40
Total Respondents: 275		