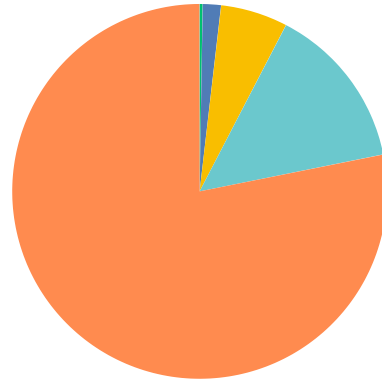


# Q1 How would you rate your overall experience at the 2022 Runner's Den Pancake Run presented by IHOP?

Answered: 380 Skipped: 0

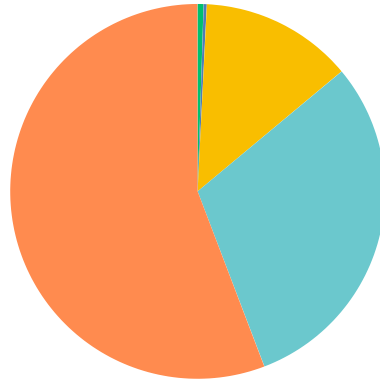


■ Unsatisfied   
 ■ Somewhat ...   
 ■ Satisfied   
 ■ More Than ...  
■ Very Satisfi...

	UNSATISFIED	SOMEWHAT SATISFIED	SATISFIED	MORE THAN SATISFIED	VERY SATISFIED	TOTAL	WEIGHTED AVERAGE
(no label)	0.26% 1	1.58% 6	5.79% 22	14.21% 54	78.16% 297	380	4.68

## Q2 How would you rate the event website (www.runnersdenpancakerun.com) in terms of usability and substance?

Answered: 380 Skipped: 0

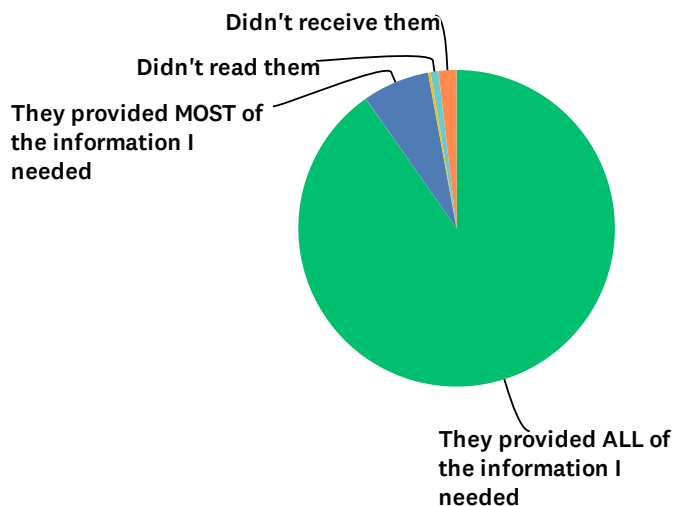


■ Unsatisfact... 
 ■ Below Aver... 
 ■ Average 
 ■ Above aver... 
 ■ Excellent

	UNSATISFACTORY	BELOW AVERAGE	AVERAGE	ABOVE AVERAGE	EXCELLENT	TOTAL	WEIGHTED AVERAGE
Satisfaction Level	0.53% 2	0.26% 1	13.16% 50	30.26% 115	55.79% 212	380	4.41

### Q3 Your thoughts about the pre-event information/emails you were sent prior to the race?

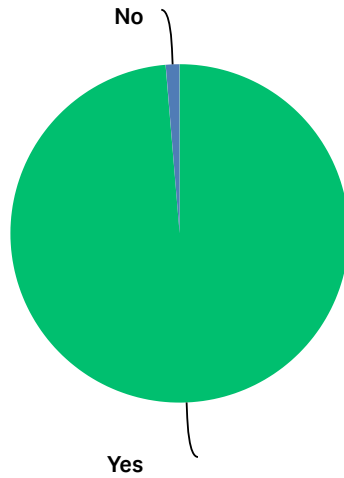
Answered: 380 Skipped: 0



ANSWER CHOICES	RESPONSES	
They provided ALL of the information I needed	90.26%	343
They provided MOST of the information I needed	6.84%	26
They lacked details and could have been more complete	0.26%	1
Didn't read them	0.79%	3
Didn't receive them	1.84%	7
<b>TOTAL</b>		<b>380</b>

## Q4 Were race day activities organized/efficient and information readily available?

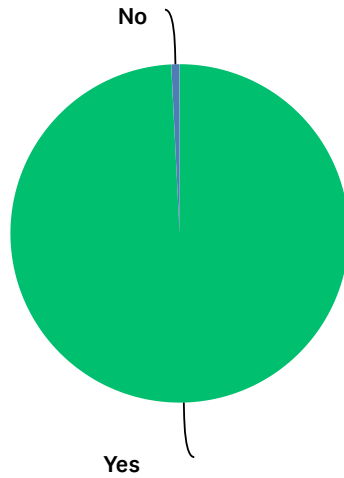
Answered: 380 Skipped: 0



ANSWER CHOICES	RESPONSES	
Yes	98.68%	375
No	1.32%	5
TOTAL		380

### Q5 During the race, were the aid stations adequately staffed and supplied and the course well marked and managed?

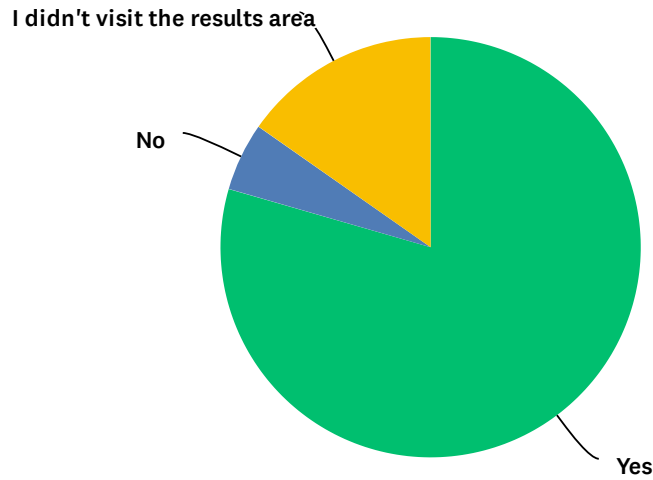
Answered: 380 Skipped: 0



ANSWER CHOICES	RESPONSES	
Yes	99.21%	377
No	0.79%	3
TOTAL		380

## Q6 Were you satisfied with the method the results/times were made available?

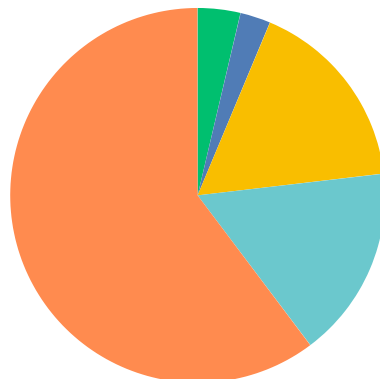
Answered: 380 Skipped: 0



ANSWER CHOICES	RESPONSES	
Yes	79.47%	302
No	5.26%	20
I didn't visit the results area	15.26%	58
TOTAL		380

## Q7 What was your level of satisfaction with the complimentary pancake breakfast that IHOP provided for all entrants?

Answered: 380 Skipped: 0

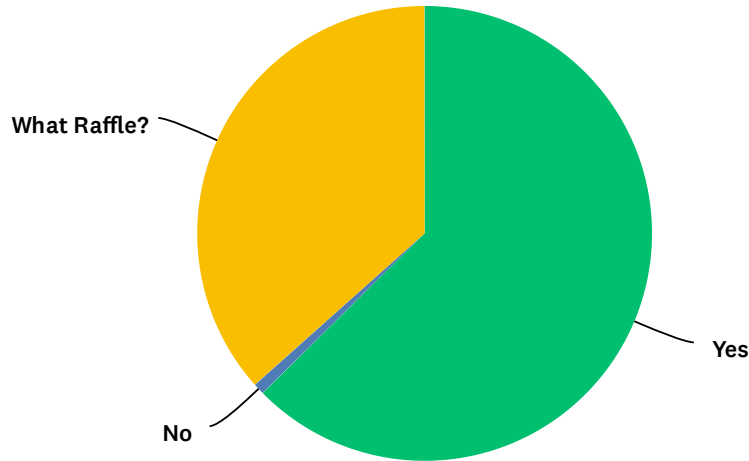


■ Unsatisfied   
 ■ Somewhat ...   
 ■ Satisfied   
 ■ More Than ...  
■ Very Satisfi...

	UNSATISFIED	SOMEWHAT SATISFIED	SATISFIED	MORE THAN SATISFIED	VERY SATISFIED	TOTAL	WEIGHTED AVERAGE
(no label)	3.68% 14	2.63% 10	16.84% 64	16.58% 63	60.26% 229	380	4.27

## Q8 Was the Raffle administered and fulfilled according to pre-race representations?

Answered: 380 Skipped: 0

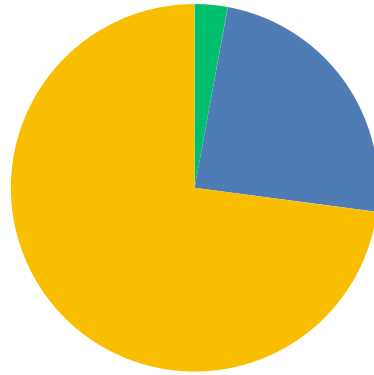


ANSWER CHOICES	RESPONSES	
Yes	62.63%	238
No	0.79%	3
What Raffle?	36.58%	139
TOTAL		380



## Q9 What were your impressions of the new parking situation?

Answered: 380 Skipped: 0

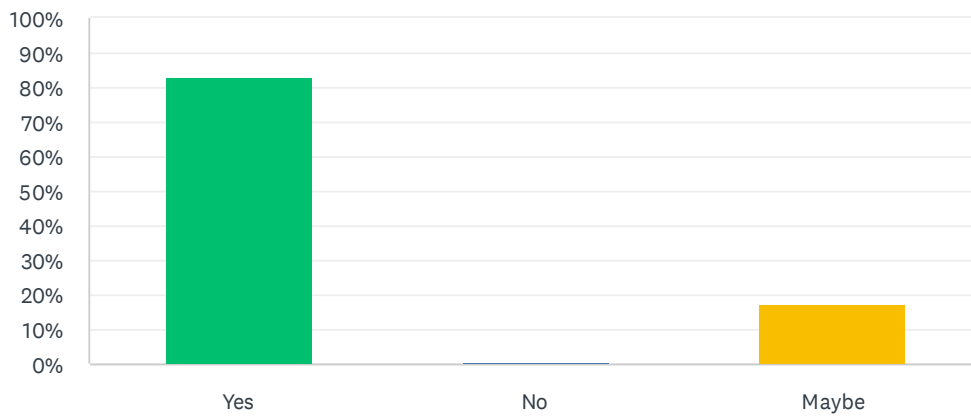


■ Unsatisfied... 
 ■ Satisfied, in... 
 ■ Very Satisfi...

	UNSATISFIED, TOO DIFFICULT OR INCONVENIENT	SATISFIED, INSTRUCTIONS AND SIGNAGE WERE GOOD	VERY SATISFIED, NO CHANGES NECESSARY	TOTAL	WEIGHTED AVERAGE
(no label)	2.89% 11	24.21% 92	72.89% 277	380	4.40

## Q10 Will you participate next year in our 44th annual event next February?

Answered: 380 Skipped: 0



ANSWER CHOICES	RESPONSES	
Yes	83.16%	316
No	0.53%	2
Maybe	17.37%	66
Total Respondents: 380		