

Q1 How would you rate your overall experience at the 2024 Runner's Den Pancake Run presented by IHOP?

Answered: 429 Skipped: 0

4.6★
average rating



	UNSATISFIED	SOMEWHAT SATISFIED	SATISFIED	MORE THAN SATISFIED	HIGHEST SATISFACTION	TOTAL	WEIGHTED AVERAGE
☆	0.23% 1	0.47% 2	5.83% 25	24.48% 105	69.00% 296	429	4.62

Q2 How would you rate the event website (www.runnersdenpancakerun.com) in terms of usability and substance?

Answered: 429 Skipped: 0

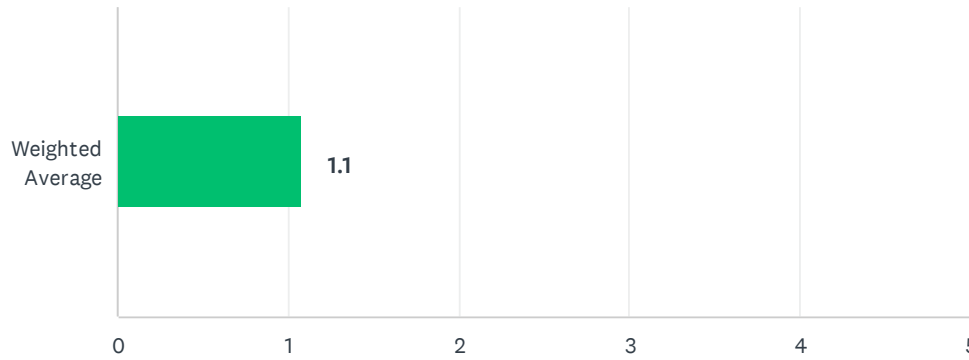
4.5★
average rating



	UNSATISFACTORY	BELOW AVERAGE	AVERAGE	ABOVE AVERAGE	EXCELLENT	TOTAL	WEIGHTED AVERAGE
☆	0.00% 0	0.00% 0	12.59% 54	24.48% 105	62.94% 270	429	4.50

Q3 Your thoughts about the pre-event information/emails you were sent prior to the race?

Answered: 429 Skipped: 0



ANSWER CHOICES	RESPONSES	
They provided ALL of the information I needed	93.47%	401
They provided MOST of the information I needed	6.06%	26
They lacked details and could have been more complete	0.00%	0
Didn't read them	0.47%	2
Didn't receive them	0.00%	0
TOTAL		429

Q4 At what level were race day activities organized?

Answered: 429 Skipped: 0

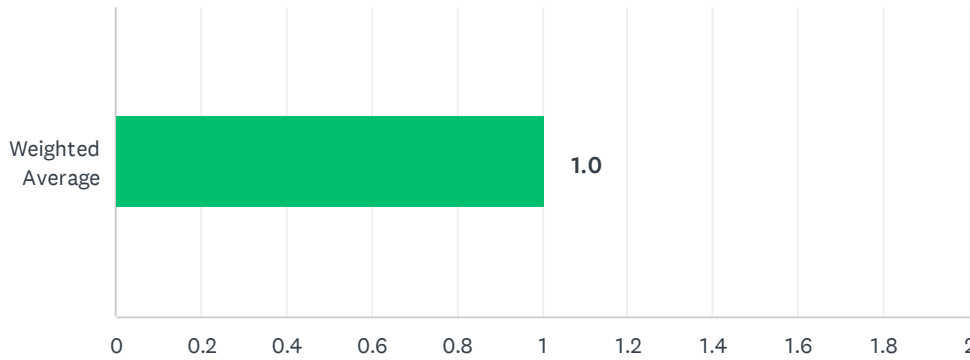
4.7 ★
average rating



	POOR	BELOW AVERAGE	AVERAGE	ABOVE AVERAGE	EXCELLENT	TOTAL	WEIGHTED AVERAGE
☆	0.23%	0.23%	8.16%	15.62%	75.76%	429	4.66
	1	1	35	67	325		

Q5 During the race, were the aid stations adequately staffed and supplied and the course well marked and managed?

Answered: 429 Skipped: 0



ANSWER CHOICES	RESPONSES
Yes	99.30% 426
No	0.70% 3
TOTAL	429

Q6 Were you satisfied with the new methods the results/times were made available?

Answered: 429 Skipped: 0

4.8★
average rating



	1	2	3	4	5	TOTAL	WEIGHTED AVERAGE
☆	0.23% 1	0.23% 1	2.33% 10	10.72% 46	86.48% 371	429	4.83

Q7 What was your level of satisfaction with the complimentary pancake breakfast that IHOP provided for all entrants?

Answered: 429 Skipped: 0

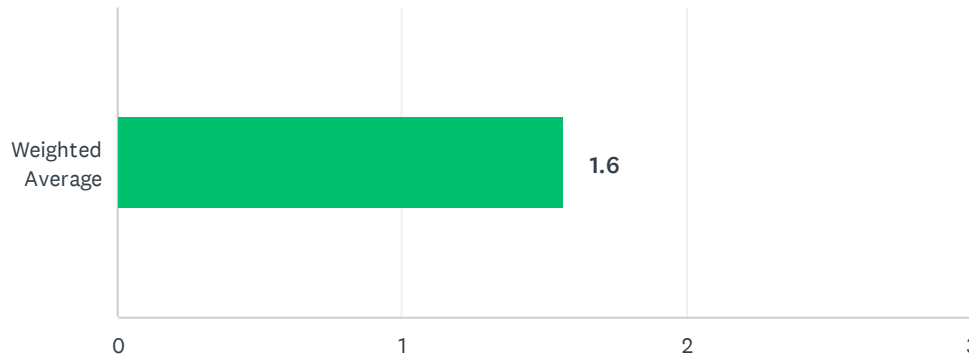
4.3★
average rating



	UNSATISFIED	SOMEWHAT SATISFIED	SATISFIED	MORE THAN SATISFIED	VERY SATISFIED	TOTAL	WEIGHTED AVERAGE
☆	2.56% 11	2.33% 10	17.25% 74	18.18% 78	59.67% 256	429	4.30

Q8 Was the Raffle administered and fulfilled according to pre-race representations?


Answered: 429 Skipped: 0



ANSWER CHOICES	RESPONSES
Yes	71.33% 306
No	0.47% 2
What Raffle?	28.21% 121
TOTAL	429

Q9 What were your impressions of the Finisher's Medal?

Answered: 429 Skipped: 0



	DISAPPOINTING	BELOW AVERAGE	AVERAGE	ABOVE AVERAGE	EXCELLENT	TOTAL	WEIGHTED AVERAGE
☆	2.10% 9	2.10% 9	15.85% 68	23.78% 102	56.18% 241	429	3.34

Q10 How would you rate the new 5K/10K Courses, Parking Plan and Staging Area?

Answered: 429 Skipped: 0

4.5★
 average rating



	UNSATISFACTORY	LESS THAN SATISFIED	SATISFIED	VERY SATISFIED	HIGHLY SATISFIED	TOTAL	WEIGHTED AVERAGE
☆	0.23% 1	1.63% 7	11.89% 51	21.21% 91	65.03% 279	429	4.49