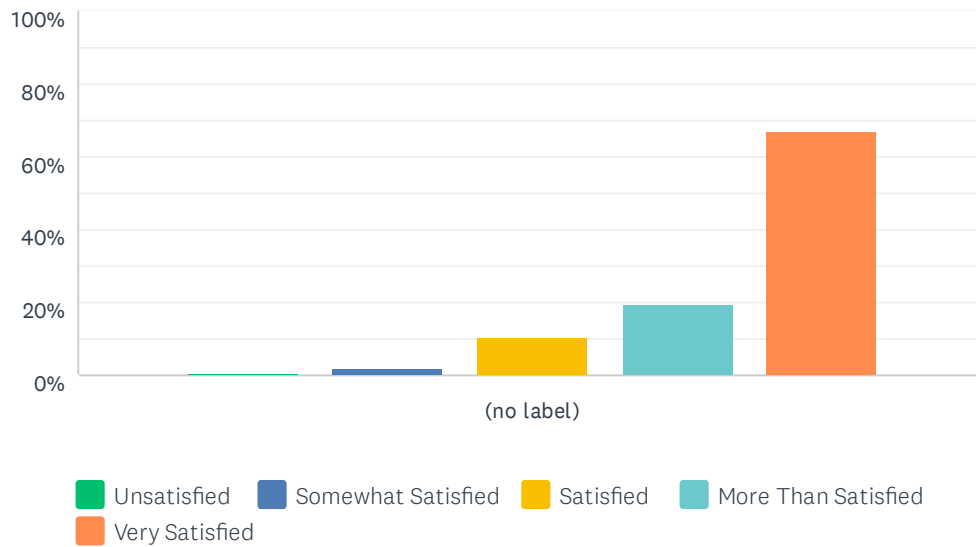


Q1 How would you rate your overall experience at the 2020 Runner's Den Pancake Run presented by IHOP?

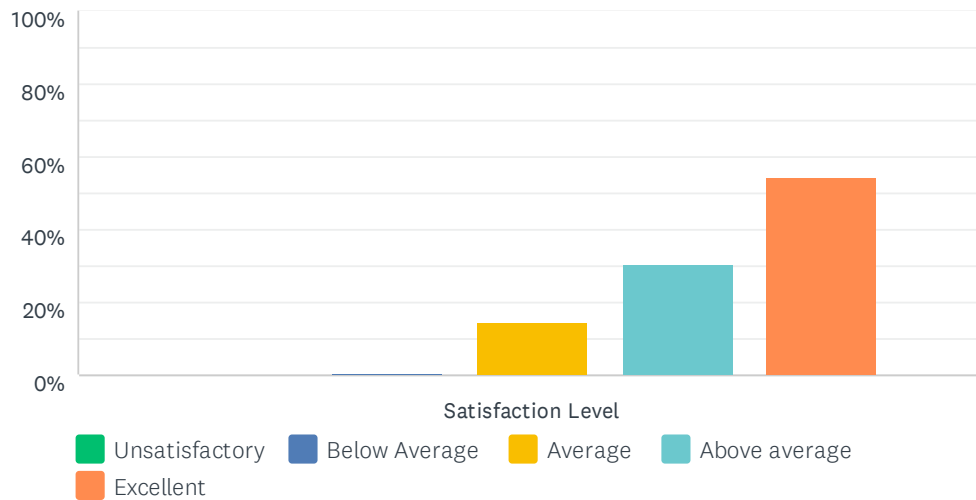
Answered: 335 Skipped: 0



	UNSATISFIED	SOMEWHAT SATISFIED	SATISFIED	MORE THAN SATISFIED	VERY SATISFIED	TOTAL	WEIGHTED AVERAGE
(no label)	0.60% 2	2.09% 7	10.75% 36	19.70% 66	66.87% 224	335	4.50

Q2 How would you rate the event website (www.runnersdenpancakerun.com) in terms of usability and substance?

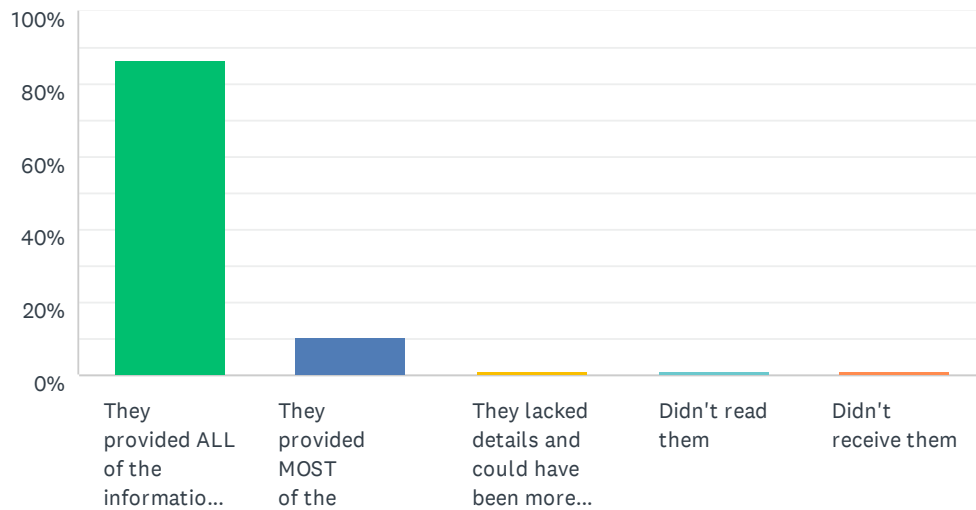
Answered: 335 Skipped: 0



	UNSATISFACTORY	BELOW AVERAGE	AVERAGE	ABOVE AVERAGE	EXCELLENT	TOTAL	WEIGHTED AVERAGE
Satisfaction Level	0.00% 0	0.60% 2	14.33% 48	30.75% 103	54.33% 182	335	4.39

Q3 Your thoughts about the pre-event information/emails you were sent prior to the race?

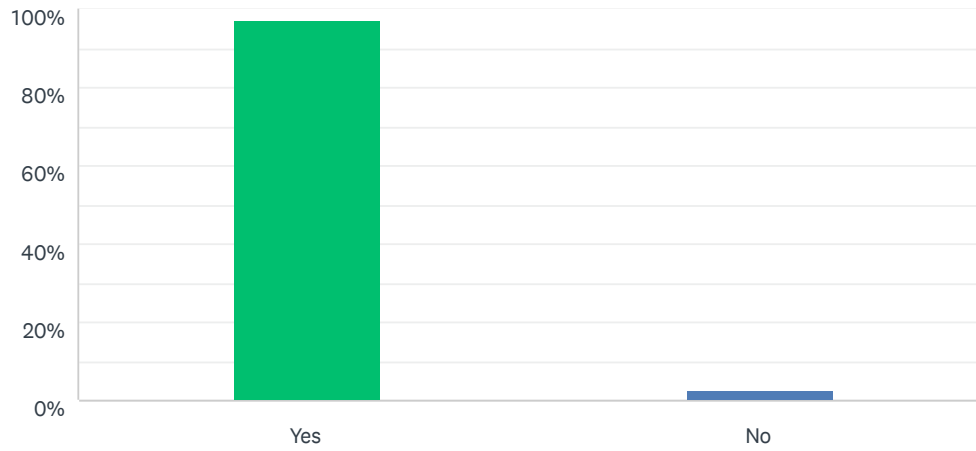
Answered: 335 Skipped: 0



ANSWER CHOICES	RESPONSES	
They provided ALL of the information I needed	86.57%	290
They provided MOST of the information I needed	10.45%	35
They lacked details and could have been more complete	0.90%	3
Didn't read them	0.90%	3
Didn't receive them	1.19%	4
TOTAL		335

Q4 Were race day activities organized/efficient and information readily available?

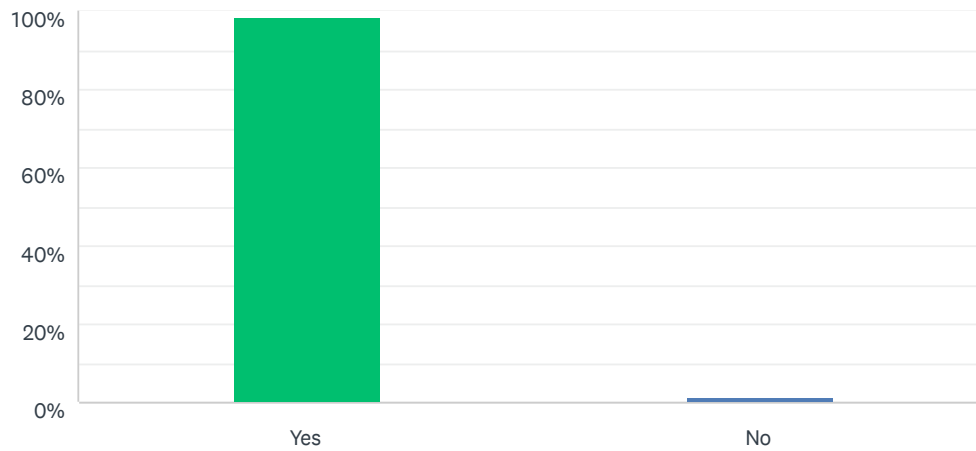
Answered: 335 Skipped: 0



ANSWER CHOICES	RESPONSES	
Yes	97.01%	325
No	2.99%	10
TOTAL		335

Q5 During the race, were the aid stations adequately staffed and supplied and the course well marked and managed?

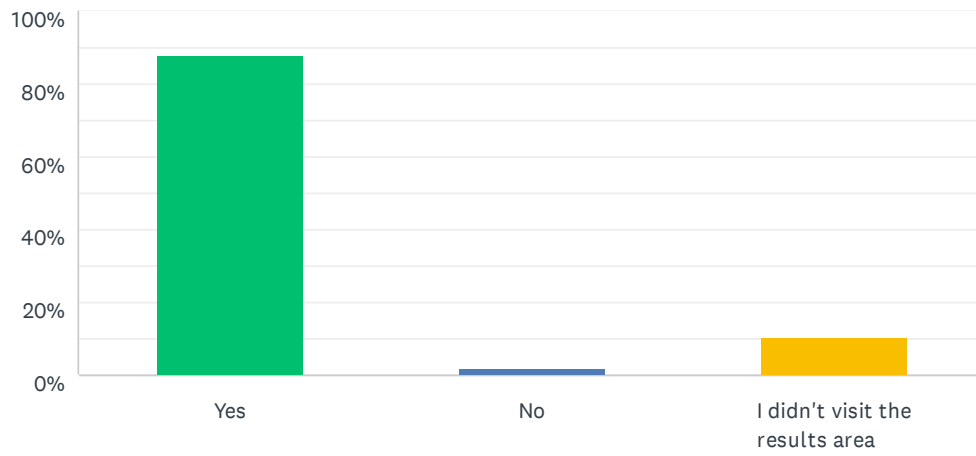
Answered: 335 Skipped: 0



ANSWER CHOICES	RESPONSES	
Yes	98.81%	331
No	1.19%	4
TOTAL		335

Q6 Were you satisfied with the method the results/times were made available?

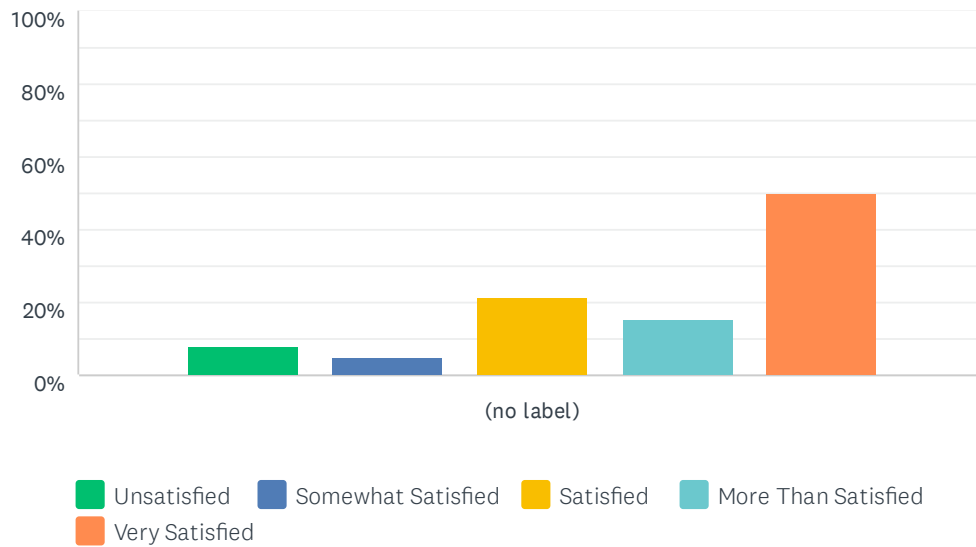
Answered: 335 Skipped: 0



ANSWER CHOICES	RESPONSES	
Yes	87.76%	294
No	1.79%	6
I didn't visit the results area	10.45%	35
TOTAL		335

Q7 What was your level of satisfaction with the complimentary pancake breakfast that IHOP provided for all entrants?

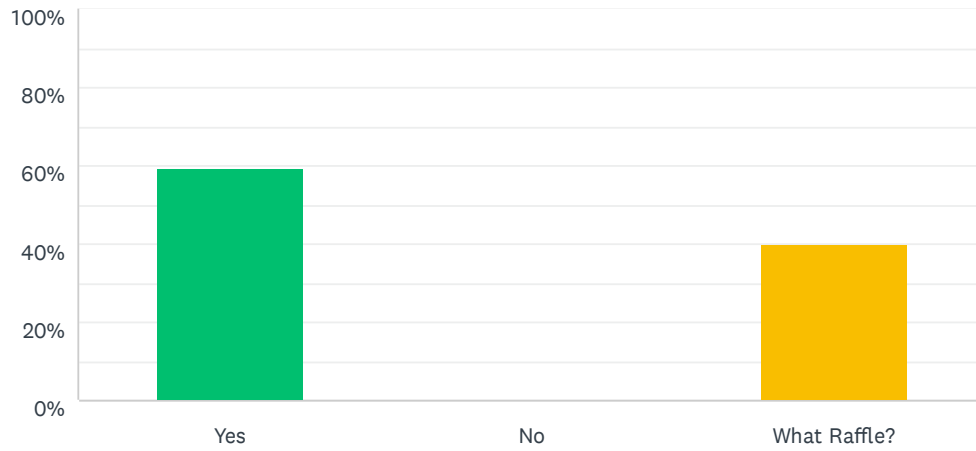
Answered: 335 Skipped: 0



	UNSATISFIED	SOMEWHAT SATISFIED	SATISFIED	MORE THAN SATISFIED	VERY SATISFIED	TOTAL	WEIGHTED AVERAGE
(no label)	8.06% 27	4.78% 16	21.49% 72	15.52% 52	50.15% 168	335	3.95

Q8 Was the Raffle administered and fulfilled according to pre-race representations?

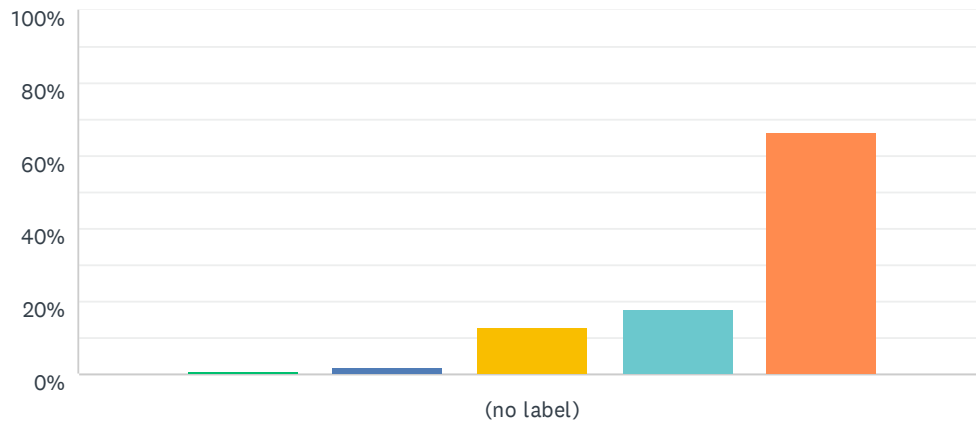
Answered: 335 Skipped: 0



ANSWER CHOICES	RESPONSES	
Yes	59.70%	200
No	0.30%	1
What Raffle?	40.00%	134
TOTAL		335

Q9 How satisfied were you with the Finisher's Medal you received?

Answered: 335 Skipped: 0

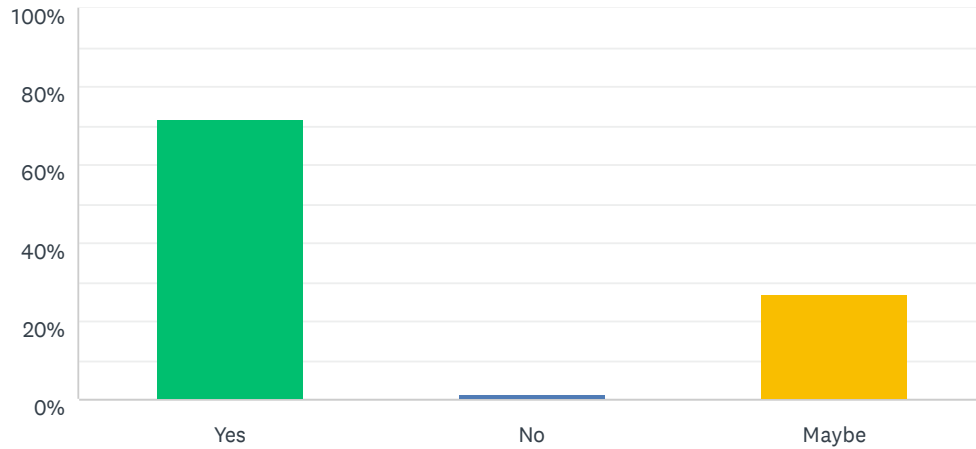


■ Unsatisfied
 ■ Somewhat satisfied
 ■ Satisfied
 ■ More than satisfied
■ Very Satisfied

	UNSATISFIED	SOMEWHAT SATISFIED	SATISFIED	MORE THAN SATISFIED	VERY SATISFIED	TOTAL	WEIGHTED AVERAGE
(no label)	0.90% 3	2.09% 7	12.84% 43	17.91% 60	66.27% 222	335	4.47

Q10 Will you participate next year in our 43rd annual event?

Answered: 335 Skipped: 0



ANSWER CHOICES	RESPONSES	
Yes	71.64%	240
No	1.19%	4
Maybe	27.16%	91
Total Respondents: 335		