

Q1 How would you rate your overall experience at the 2019 Runner's Den Pancake Run presented by IHOP?

Answered: 403 Skipped: 0



	UNSATISFIED	SOMEWHAT SATISFIED	SATISFIED	MORE THAN SATISFIED	VERY SATISFIED	TOTAL	WEIGHTED AVERAGE
Level of Satisfaction	0.25% 1	0.00% 0	10.67% 43	25.81% 104	63.28% 255	403	4.52

Q2 How would you rate the event website (www.runnersdenpancakerun.com) in terms of usability and substance?

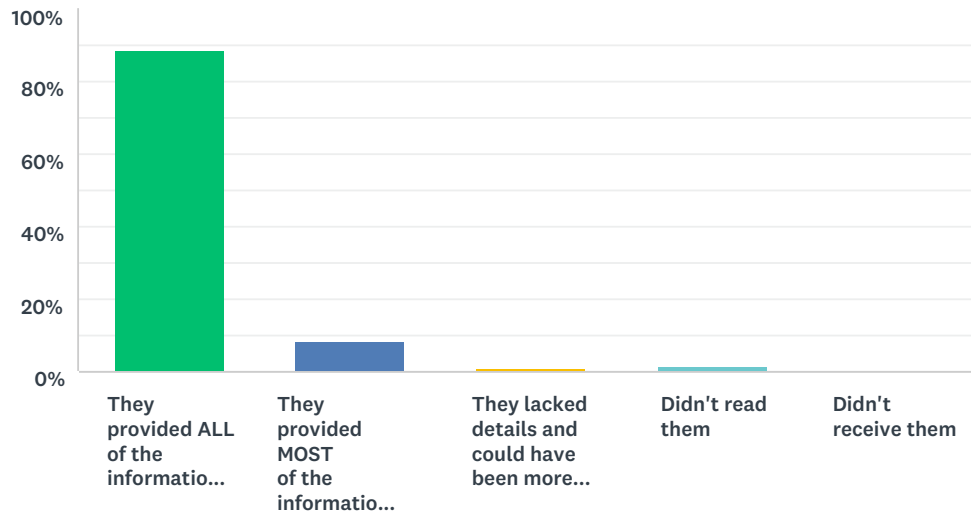
Answered: 402 Skipped: 1



	UNSATISFACTORY	BELOW AVERAGE	AVERAGE	ABOVE AVERAGE	EXCELLENT	DIDN'T USE IT	TOTAL	WEIGHTED AVERAGE
Level of Satisfaction	0.00% 0	0.00% 0	11.44% 46	19.65% 79	55.97% 225	12.94% 52	402	4.70

Q3 Your thoughts about the pre-event information/emails you were sent prior to the race?

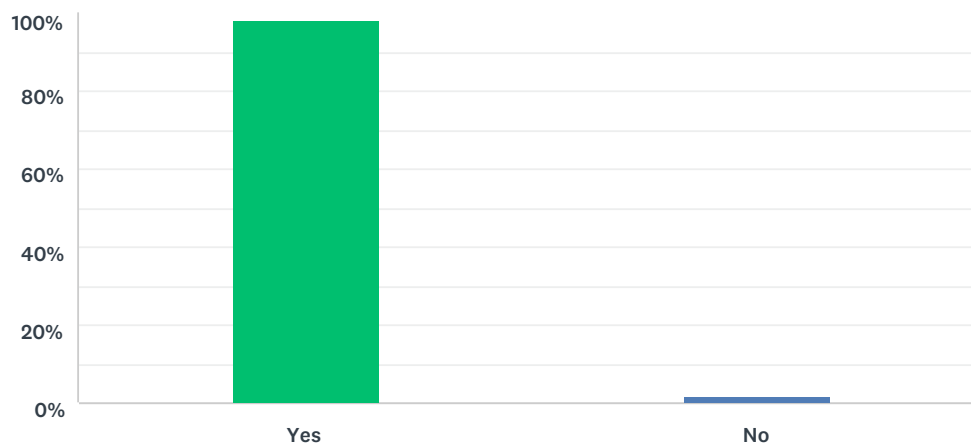
Answered: 403 Skipped: 0



ANSWER CHOICES	RESPONSES	
They provided ALL of the information I needed	88.59%	357
They provided MOST of the information I needed	8.68%	35
They lacked details and could have been more complete	0.99%	4
Didn't read them	1.49%	6
Didn't receive them	0.25%	1
TOTAL		403

Q4 Were race day activities organized/efficient and information readily available?

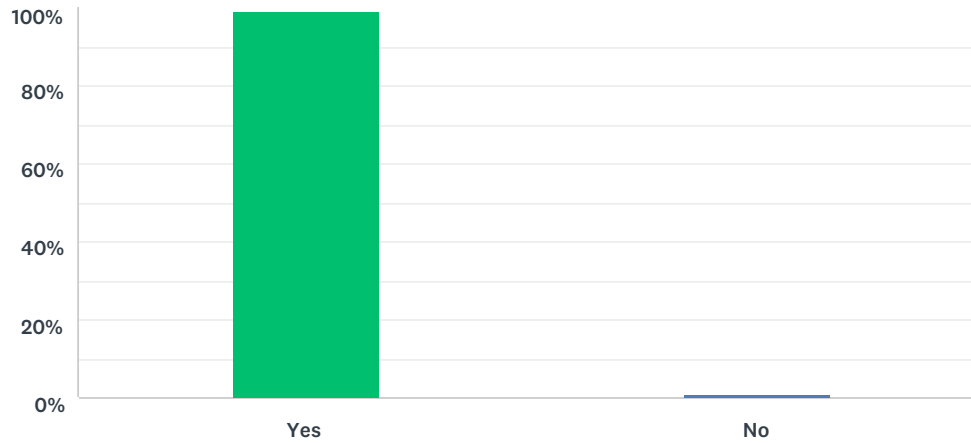
Answered: 403 Skipped: 0



ANSWER CHOICES	RESPONSES	
Yes	98.01%	395
No	1.99%	8
TOTAL		403

Q5 During the race, were the aid stations adequately staffed and supplied and the course well marked and managed?

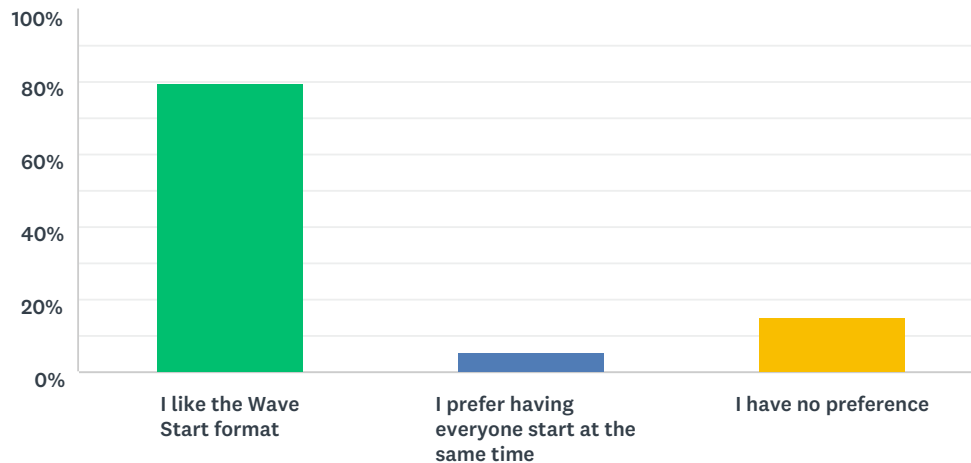
Answered: 403 Skipped: 0



ANSWER CHOICES	RESPONSES	
Yes	99.26%	400
No	0.74%	3
TOTAL		403

Q6 If you participated in the 5K, what was your opinion of the new Wave Start process used to eliminate congestion?

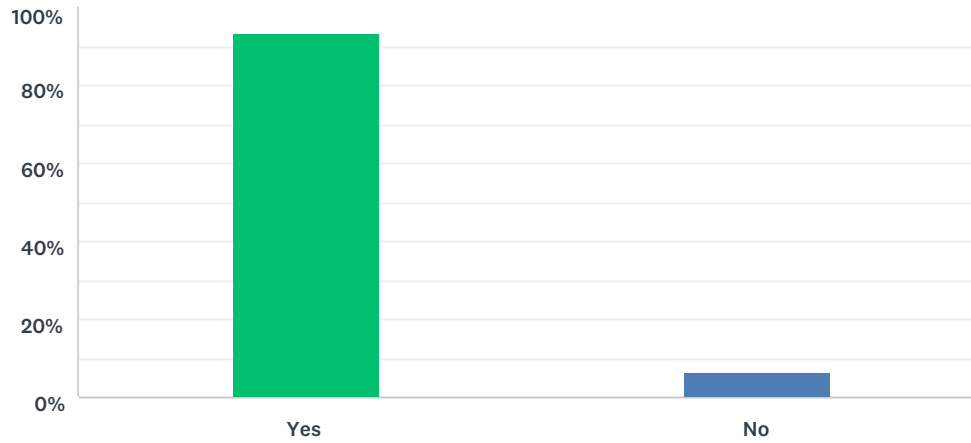
Answered: 304 Skipped: 99



ANSWER CHOICES	RESPONSES	
I like the Wave Start format	79.61%	242
I prefer having everyone start at the same time	5.26%	16
I have no preference	15.13%	46
TOTAL		304

Q7 Were you satisfied with the method the results/times were made available?

Answered: 403 Skipped: 0



ANSWER CHOICES	RESPONSES	
Yes	93.55%	377
No	6.45%	26
TOTAL		403

Q8 What was your level of satisfaction with the complimentary pancake breakfast that IHOP provided for all entrants?

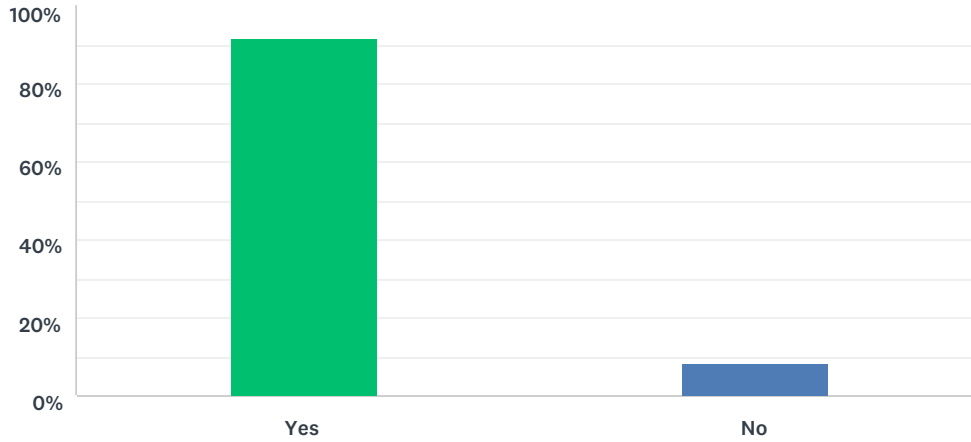
Answered: 403 Skipped: 0



	UNSATISFIED	SOMEWHAT SATISFIED	SATISFIED	MORE THAN SATISFIED	VERY SATISFIED	TOTAL	WEIGHTED AVERAGE
Level of Satisfaction	7.20% 29	5.71% 23	23.33% 94	19.11% 77	44.67% 180	403	3.88

Q9 Was the Raffle administered and fulfilled according to pre-race representations?

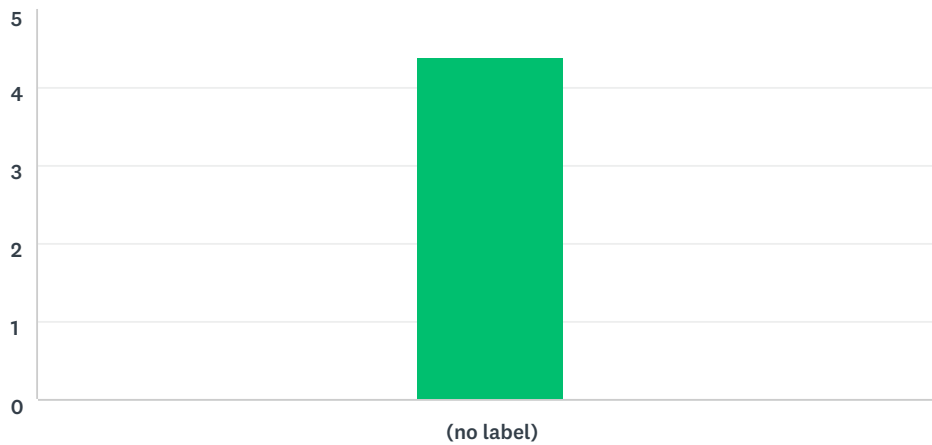
Answered: 403 Skipped: 0



ANSWER CHOICES	RESPONSES	
Yes	91.56%	369
No	8.44%	34
TOTAL		403

Q10 How satisfied were you with the Finisher's Medal you received?

Answered: 403 Skipped: 0



	UNSATISFIED	SOMEWHAT SATISFIED	SATISFIED	MORE THAN SATISFIED	VERY SATISFIED	TOTAL	WEIGHTED AVERAGE
(no label)	0.50% 2	1.99% 8	17.37% 70	17.87% 72	62.28% 251	403	4.39

Q11 If your child participated in the Paradise Valley Mall Diaper Derby, were you satisfied with the overall staging and experience?

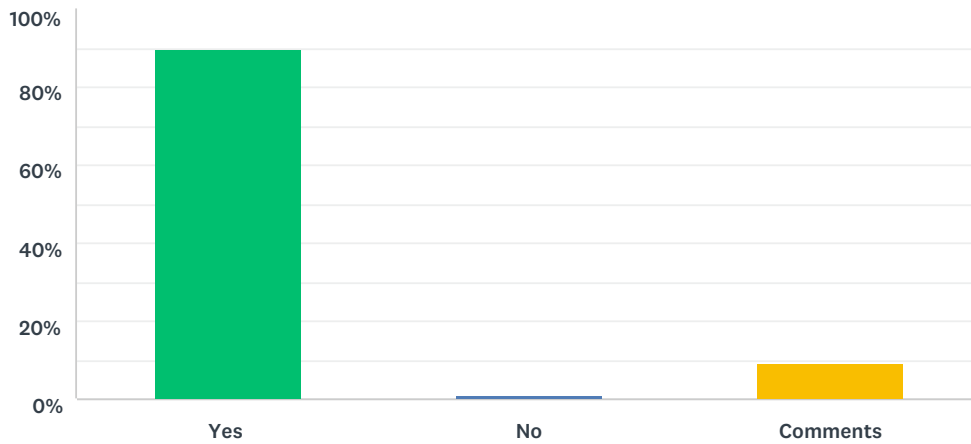
Answered: 48 Skipped: 355



	UNSATISFIED	SOMEWHAT SATISFIED	SATISFIED	MORE THAN SATISFIED	VERY SATISFIED	TOTAL	WEIGHTED AVERAGE
Level of Satisfaction	4.17% 2	4.17% 2	35.42% 17	16.67% 8	39.58% 19	48	3.83

Q12 Would you recommend our event to a friend?

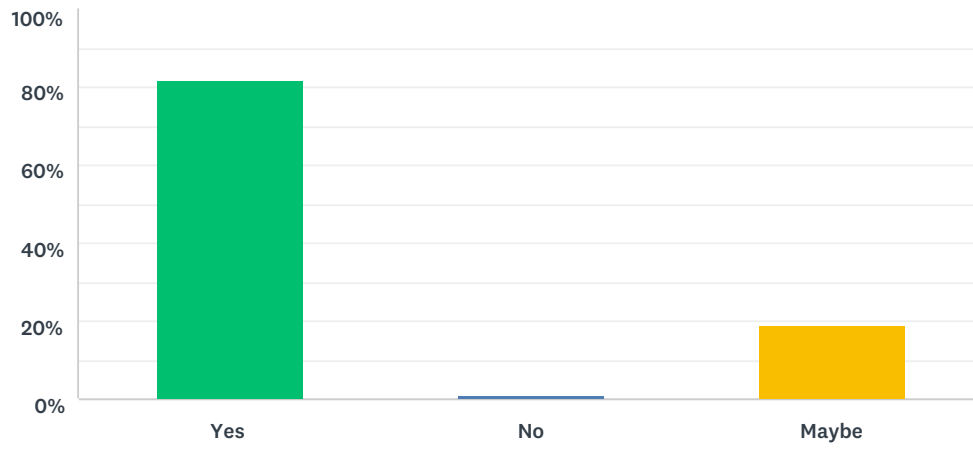
Answered: 403 Skipped: 0



ANSWER CHOICES	RESPONSES	COUNT
Yes	89.58%	361
No	0.99%	4
Comments	9.43%	38
TOTAL		403

Q13 Will you participate next year in our 42nd annual event?

Answered: 403 Skipped: 0



ANSWER CHOICES	RESPONSES	
Yes	81.64%	329
No	0.99%	4
Maybe	18.86%	76
Total Respondents: 403		