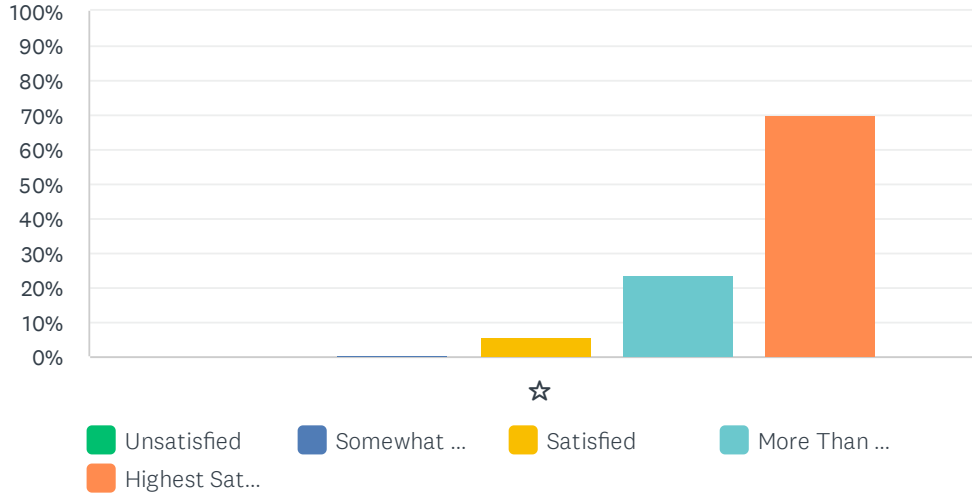


Q1 How would you rate your overall experience at the 2023 Runner's Den Pancake Run presented by IHOP?

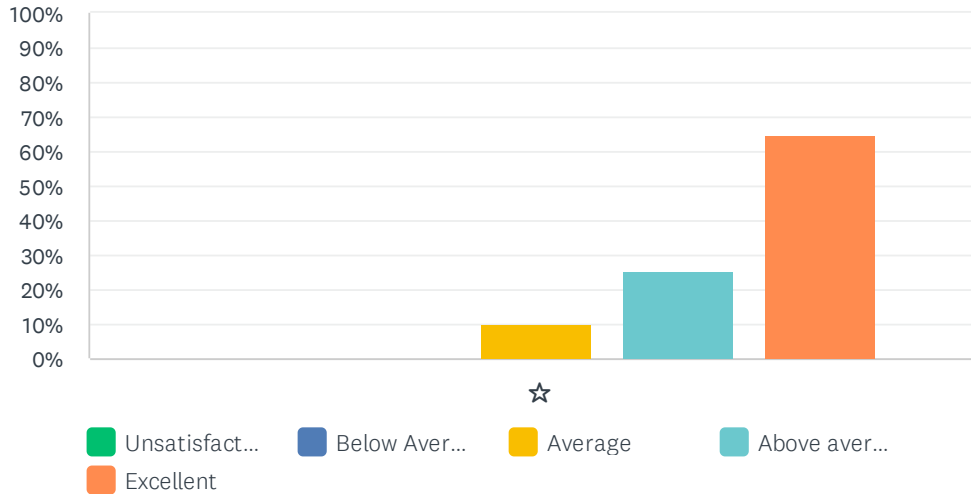
Answered: 477 Skipped: 0



| | UNSATISFIED | SOMEWHAT SATISFIED | SATISFIED | MORE THAN SATISFIED | HIGHEST SATISFACTION | TOTAL | WEIGHTED AVERAGE |
|---|-------------|--------------------|-------------|---------------------|----------------------|-------|------------------|
| ☆ | 0.21% 1 | 0.63% 3 | 5.87% 28 | 23.48% 112 | 69.81% 333 | 477 | 4.62 |

Q2 How would you rate the event website (www.runnersdenpancakerun.com) in terms of usability and substance?

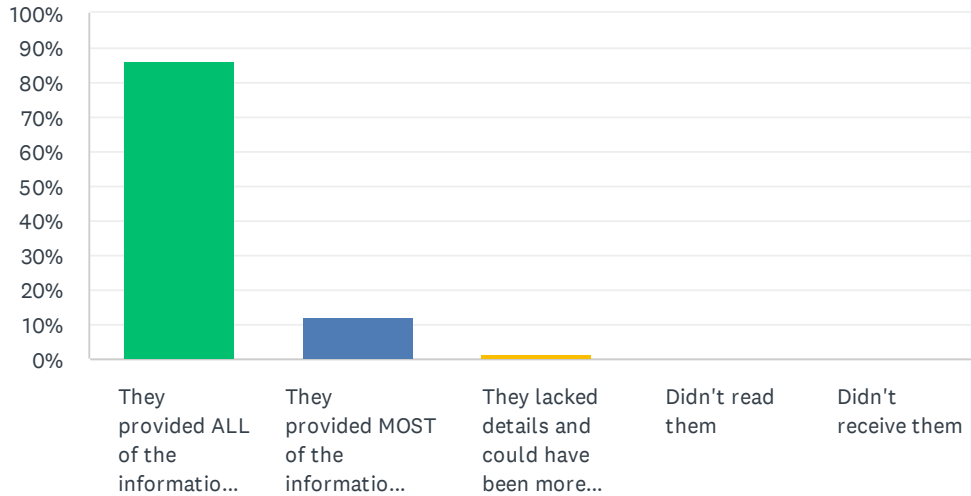
Answered: 477 Skipped: 0



| | UNSATISFACTORY | BELOW AVERAGE | AVERAGE | ABOVE AVERAGE | EXCELLENT | TOTAL | WEIGHTED AVERAGE |
|---|----------------|---------------|--------------|---------------|---------------|-------|------------------|
| ☆ | 0.00% 0 | 0.00% 0 | 10.06% 48 | 25.37% 121 | 64.57% 308 | 477 | 4.55 |

Q3 Your thoughts about the pre-event information/emails you were sent prior to the race?

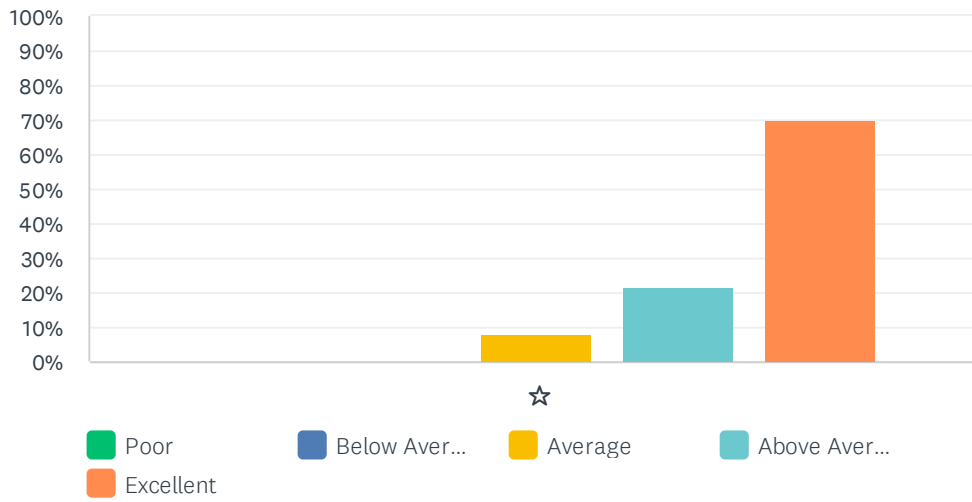
Answered: 477 Skipped: 0



| ANSWER CHOICES | RESPONSES | |
|---|-----------|------------|
| They provided ALL of the information I needed | 86.37% | 412 |
| They provided MOST of the information I needed | 11.95% | 57 |
| They lacked details and could have been more complete | 1.47% | 7 |
| Didn't read them | 0.21% | 1 |
| Didn't receive them | 0.00% | 0 |
| TOTAL | | 477 |

Q4 At what level were race day activities organized?

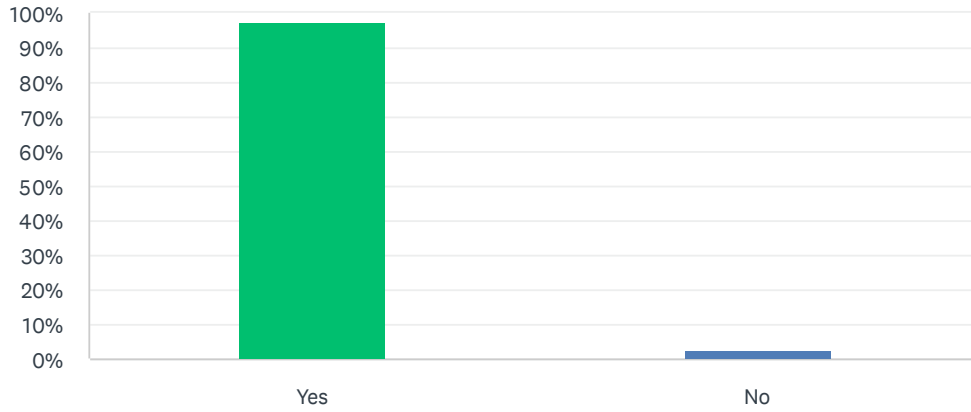
Answered: 477 Skipped: 0



| | POOR | BELOW AVERAGE | AVERAGE | ABOVE AVERAGE | EXCELLENT | TOTAL | WEIGHTED AVERAGE |
|---|-------|---------------|---------|---------------|-----------|-------|------------------|
| ☆ | 0.21% | 0.21% | 7.76% | 21.59% | 70.23% | 477 | 4.61 |
| | 1 | 1 | 37 | 103 | 335 | | |

Q5 During the race, were the aid stations adequately staffed and supplied and the course well marked and managed?

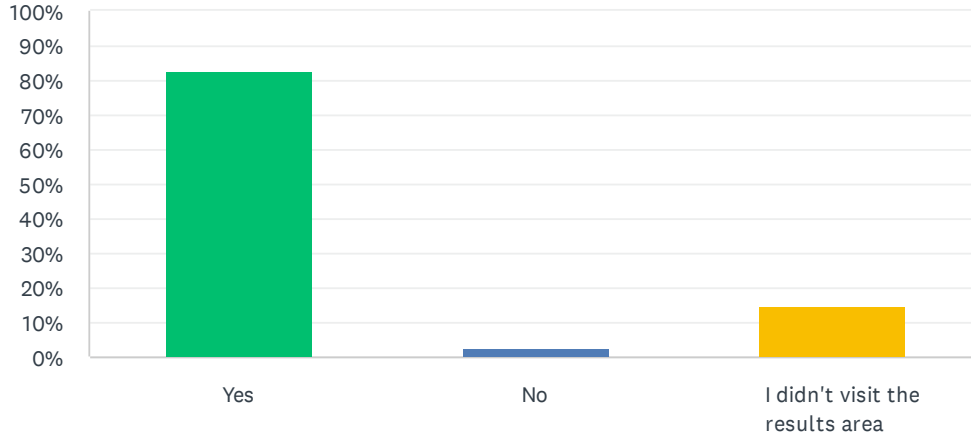
Answered: 477 Skipped: 0



| ANSWER CHOICES | RESPONSES | |
|----------------|-----------|-----|
| Yes | 97.48% | 465 |
| No | 2.52% | 12 |
| TOTAL | | 477 |

Q6 Were you satisfied with the method the results/times were made available?

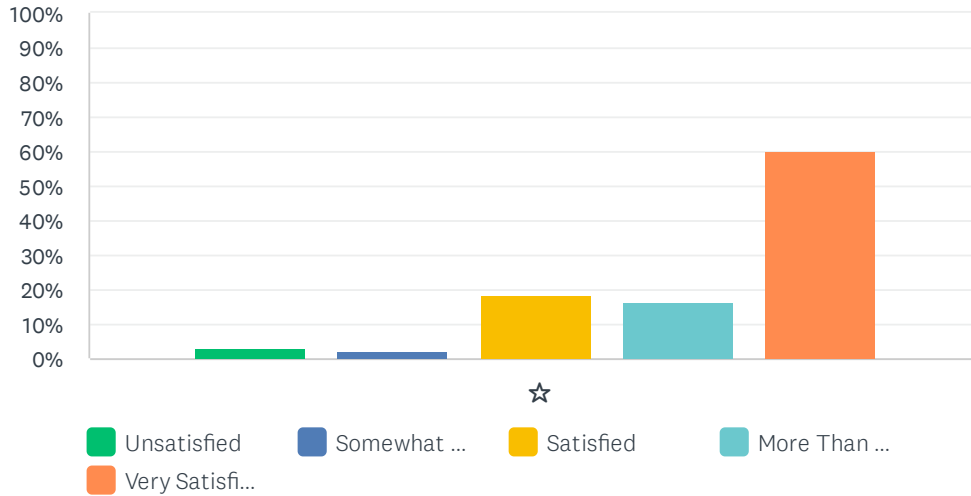
Answered: 477 Skipped: 0



| ANSWER CHOICES | RESPONSES | |
|---------------------------------|-----------|-----|
| Yes | 82.60% | 394 |
| No | 2.52% | 12 |
| I didn't visit the results area | 14.88% | 71 |
| TOTAL | | 477 |

Q7 What was your level of satisfaction with the complimentary pancake breakfast that IHOP provided for all entrants?

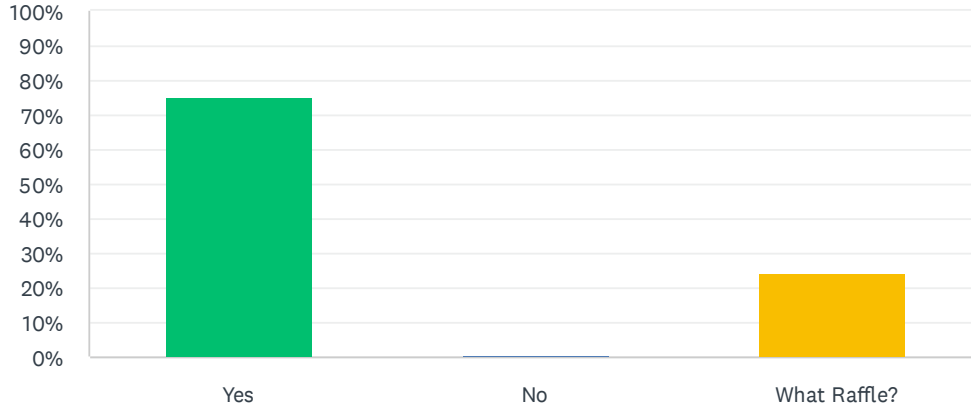
Answered: 477 Skipped: 0



| ☆ | UNSATISFIED | SOMEWHAT SATISFIED | SATISFIED | MORE THAN SATISFIED | VERY SATISFIED | TOTAL | WEIGHTED AVERAGE |
|---|-------------|--------------------|--------------|---------------------|----------------|-------|------------------|
| ☆ | 3.14% 15 | 1.89% 9 | 18.45% 88 | 16.35% 78 | 60.17% 287 | 477 | 4.29 |

Q8 Was the Raffle administered and fulfilled according to pre-race representations?

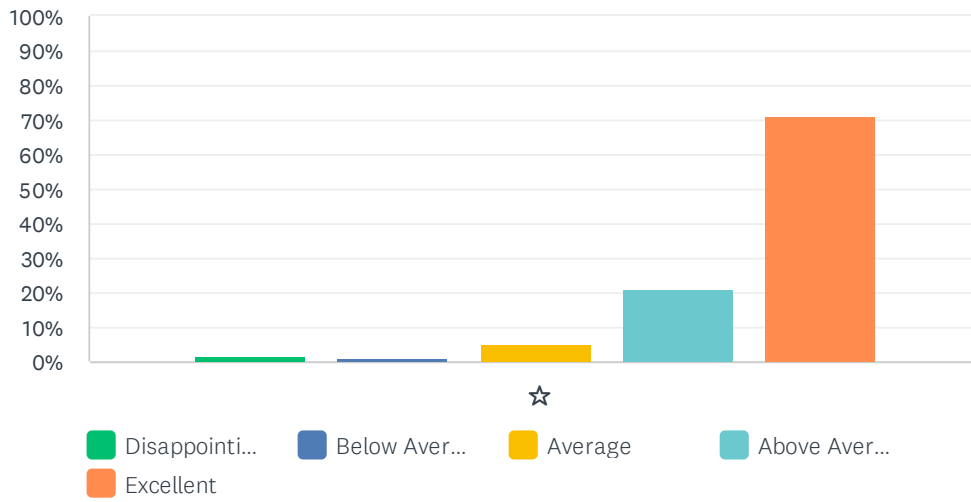
Answered: 477 Skipped: 0



| ANSWER CHOICES | RESPONSES | |
|----------------|-----------|------------|
| Yes | 75.47% | 360 |
| No | 0.42% | 2 |
| What Raffle? | 24.11% | 115 |
| TOTAL | | 477 |

Q9 What were your impressions of the Finisher's Medal?

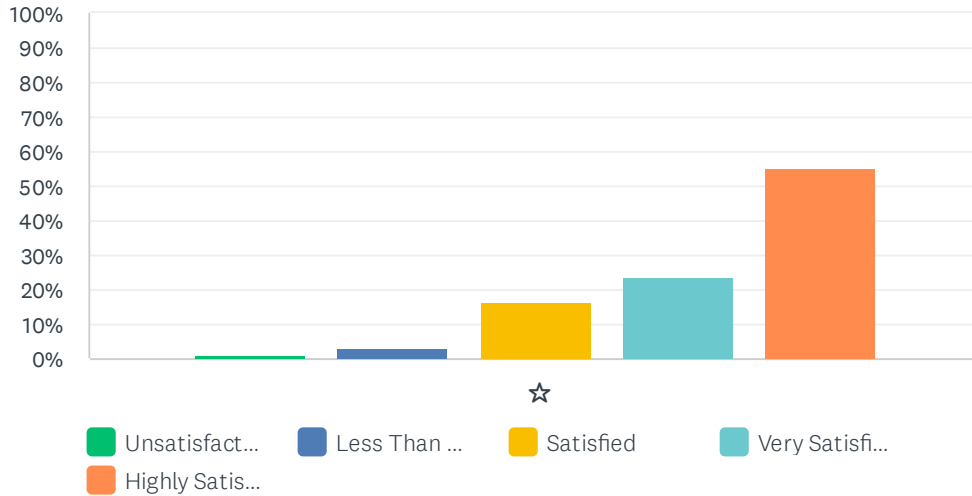
Answered: 477 Skipped: 0



| | DISAPPOINTING | BELOW AVERAGE | AVERAGE | ABOVE AVERAGE | EXCELLENT | TOTAL | WEIGHTED AVERAGE |
|---|---------------|---------------|-------------|---------------|---------------|-------|------------------|
| ☆ | 1.68% 8 | 1.05% 5 | 5.45% 26 | 20.96% 100 | 70.86% 338 | 477 | 3.61 |

Q10 What were your impressions of the Brooks Podium Tech Shirt You Received?

Answered: 477 Skipped: 0



| | UNSATISFACTORY | LESS THAN SATISFIED | SATISFIED | VERY SATISFIED | HIGHLY SATISFIED | TOTAL | WEIGHTED AVERAGE |
|---|----------------|---------------------|--------------|----------------|------------------|-------|------------------|
| ☆ | 1.26% 6 | 3.14% 15 | 16.56% 79 | 23.90% 114 | 55.14% 263 | 477 | 4.29 |